



National Marine Manufacturers Association

nmma.org

ECONOMIC SIGNIFICANCE OF RECREATIONAL BOATING IN FLORIDA

CONGRESSIONAL DISTRICT 1

Number of Recreational Boats*	52,434
Recreational Boating Industry Businesses	287
Total Jobs	4,410
Annual Recreational Boating-Related Spending	\$233.3 MILLION





TOTAL ANNUAL ECONOMIC IMPACT OF RECREATIONAL BOATING:

\$552.8 MILLION

RECREATIONAL BOATS IN FL-1

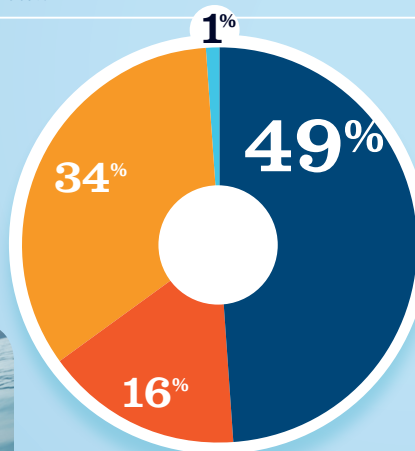
TOTAL BOATS*	52,434
REGISTERED BOATS	52,434
Power boats	44,624
PWCs	6,059
Sailboats	1,567
Other Boats	184
HOUSEHOLDS PER BOAT	5.2



* Total boats are registered boats as reported by states to the USCG.

RECREATIONAL BOATING CREATES JOBS IN FL-1

TOTAL BOATING JOBS	2,327
Boat Building	35
Motor / Engine Mfgr.	-
Accessory / Supplies Mfgr.	782
Dealers / Wholesalers	370
Boat Services	1,140

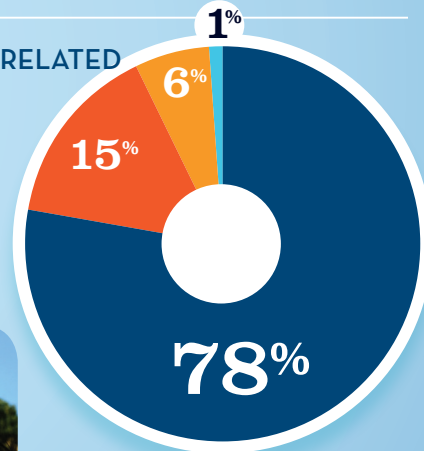


BOAT BUILDING 1%
DLRS/WHOLESALERS 16%
MOTOR/ENG. MFGR. † 0%
ACC./SUPPLIES MFGR. 34%
BOAT SERVICES 49%



RECREATIONAL BOATING-RELATED BUSINESSES IN FL-1

TOTAL BUSINESSES	287
Boat Building	3
Motor / Engine Mfgr.	-
Accessory / Supplies Mfgr.	17
Dealers / Wholesalers	44
Boat Services	223

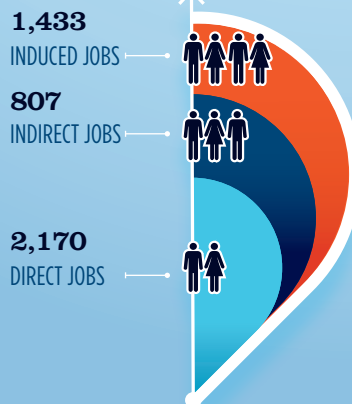


BOAT BUILDING 1%
DLRS/WHOLESALERS 6%
MOTOR/ENG. MFGR. † 0%
ACC./SUPPLIES MFGR. 15%
BOAT SERVICES 78%



ESTIMATED JOBS IMPACT OF RECREATIONAL BOATING-RELATED SPENDING IN FL-1

EST. TOTAL JOBS	4,410
EST. TOTAL LABOR INCOME	\$182.1 MILLIONS
Est. Direct Income	\$74.5
Est. Indirect Income	\$44.9
Est. Induced Income	\$62.7



RECREATIONAL BOATING INDUSTRY SALES IN FL-1

Boat Building	\$9.0	\$9.0 MILLION
Motor / Engine Mfgr.	\$0.0	\$0.0 MILLION
Accessory / Supplies Mfgr.	\$18.9	\$18.9 MILLION
TOTAL MFGR. SALES	\$27.9	
Dealers / Wholesalers	\$174.8	\$174.8 MILLION
Boat Services	\$292.3	\$292.3 MILLION
TOTAL RETAIL & SERVICES SALES	\$467.1	

BOAT BUILDING
DLRS/WHOLESALERS
MOTOR/ENG. MFGR.
BOAT SERVICES
ACC./SUPPLIES MFGR.